








Specifications

DS-C10S-SXXT Series				
Model		DS-C10S-S09T	DS-C10S-S11T	DS-C10S-S22T
Hardware	Slot Number	9 (6 × Input, 3 × Output)	11 (6 × Input, 5 × Output)	22 (12 × Input, 10 × Output)
Motherboard (DS-C10S-MSUT)	Network Interface	1, 10M/100M/1000M self-adaptive Ethernet interface		
	USB Interface	1 × USB 2.0 (Reserved)		
	RS-232 Serial Interface	2		
Network Decoding Board (DS-C10S-SIUT)	Decoding Performance	2-ch@8 MP (low frame rate), 2-ch@6 MP, 2-ch@5 MP, 8-ch@1080p, 16-ch@720p, or 32-ch@D1		
DVI Input Board (DS-C10S-DI4T)	Interface	4 × DVI interface		
	DVI Input Resolution	Custom resolution, 720p@50 Hz, 720p@60 Hz, 1024 × 768@60 Hz, 1024 × 768@75 Hz, 1280 × 1024@60 Hz, 1280 × 1024@75 Hz, 1366 × 768@60 Hz, 1400 × 1050@60 Hz, 1080p@50 Hz, 1080p@60 Hz, UXGA@60 Hz, 1920 × 1200@60 Hz		
VGA Input Board (DS-C10S-VI4T)	Interface	4 × VGA interface		
	RGB Input Resolution	720p@60 Hz, 1024 × 768@60 Hz, 1024 × 768@75 Hz, 1280 × 1024@60 Hz, 1280 × 1024@75 Hz, 1366 × 768@60 Hz, 1400 × 1050@60 Hz, 1080p@60 Hz, UXGA@60 Hz, 1920 × 1200@60 Hz  NOTE The VGA to DVI adaptor is required for VGA input.		
HDMI Input Board (DS-C10S-HI4T)	Interface	4 × HDMI interface		
	DVI Input Resolution	Custom resolution, 1024 × 768@60 Hz, 1024 × 768@75 Hz, 1280 × 720@50 Hz, 1280 × 720@60 Hz, 1280 × 1024@60 Hz, 1280 × 1024@75 Hz, 1366 × 768@60 Hz, 1400 × 1050@60 Hz, 1600 × 1200@60 Hz, 1920 × 1080@50 Hz, 1920 × 1080@60 Hz, 1920 × 1200@60 Hz, 3840 × 2160@30 Hz, 4096 × 2160@30 Hz  NOTE Only No. 1 and 3 interfaces support 3840 × 2160@30 Hz and 4096 × 2160@30 Hz resolution. The 4096 × 2160@30 Hz resolution is not supported by EDID, and can only be output by video card.		
BNC Input Board (DS-C10S-BI8T)	Interface	8 × BNC interface, PAL/NTSC self-adaptive		
	BNC Input Resolution	WD1, D1		
YPbPr Input Board (DS-C10S-YI4T)	Input	4 × DVI interface		
	DVI Input Resolution	576p50, 480p60, 720p50, 720p60, 1080p50, 1080p60  NOTE The DVI to YPbPr adaptor is required for YPbPr input.		
DP Input Board	Interface	4 × DP interface		

(DS-C10S-DPI4T)	DP Input Resolution	<p>Custom resolution, 1024 × 768@60 Hz, 1024 × 768@75 Hz, 1280 × 720@50 Hz, 1280 × 720@60 Hz, 1280 × 1024@60 Hz, 1280 × 1024@75 Hz, 1366 × 768@60 Hz, 1400 × 1050@60 Hz, 1600 × 1200@60 Hz, 1920 × 1080@50 Hz, 1920 × 1080@60 Hz, 1920 × 1200@60 Hz, 3840 × 2160@30 Hz, 4096 × 2160@30 Hz</p> <p> NOTE Only No. 1 and 3 interfaces support 3840 × 2160@30 Hz and 4096 × 2160@30 Hz resolution.</p> <p>The 4096 × 2160@30 Hz resolution is not supported by EDID, and can only be output by video card.</p>	
HDBaseT Input Board (DS-C10S-HDBI4T)	Interface	4 × HDBaseT interface	
	HDBaseT Input Resolution	<p>1024 × 768@60 Hz, 1024 × 768@75 Hz, 1280 × 720@50 Hz, 1280 × 720@60 Hz, 1280 × 1024@60 Hz, 1280 × 1024@75 Hz, 1366 × 768@60 Hz, 1400 × 1050@60 Hz, 1600 × 1200@60 Hz, 1920 × 1080@50 Hz, 1920 × 1080@60 Hz, 1920 × 1200@60 Hz, 3840 × 2160@30 Hz, 4096 × 2160@30 Hz</p> <p> NOTE Only No. 1 and 3 interfaces support 3840 × 2160@30 Hz and 4096 × 2160@30 Hz resolution.</p>	
DVI Output Board (DS-C10S-DO4T)	Interface	4 × DVI interface	
	DVI Output Resolution	1024 × 768@60 Hz, 1024 × 768@75 Hz, 1360 × 768@60 Hz, 1400 × 1050@60 Hz, 1920 × 1200@60 Hz, 720p@60 Hz, 1080p@60 Hz	
VGA Output Board (DS-C10S-VO4T)	Interface	4 × VGA interface	
	RGB Output Resolution	<p>1024 × 768@60 Hz, 1024 × 768@75 Hz, 1360 × 768@60 Hz, 1400 × 1050@60 Hz, 1920 × 1200@60 Hz, 720p@60 Hz, 1080p@60 Hz</p> <p> NOTE The DVI to VGA adaptor is required for VGA output.</p>	
HDMI Output Board (DS-C10S-HO4T)	Interface	4 × HDMI interface	
	DVI Output Resolution	<p>1024 × 768@60 Hz, 1024 × 768@75 Hz, 1360 × 768@60 Hz, 1400 × 1050@60 Hz, 1920 × 1200@60 Hz, 720p@60 Hz, 1080p@60 Hz</p> <p> NOTE The DVI to HDMI adaptor is required for HDMI output.</p>	
Others	Power Supply	100 to 240 VAC, 50/60 Hz	
		A build-in power supply	Build-in redundant power supply
	Consumption	≤ 250 W (full-loaded)	≤ 450 W (full-loaded)
	Working Temperature	+0° C to +50° C (+32° F to +122° F)	
	Working Humidity	10 to 90% (Non-condensing)	
	Chassis	Standard 4U chassis	Standard 8U chassis
	Dimension (D × H × W)	352 × 177 × 442.4 mm (13.9 × 7 × 17.4 inch)	352 × 354 × 442.4 mm (13.9 × 13.9 × 17.4 inch)
	Weight	≤ 20 kg (full-loaded)	≤ 35 kg (full-loaded)