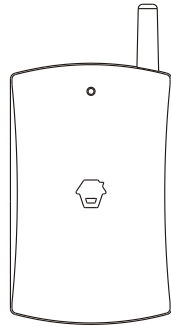




Wireless Vibration Detector

WD-80

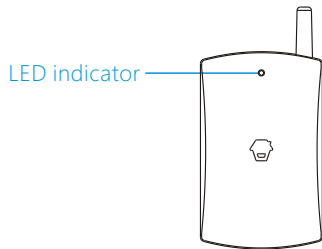
User Manual



Introduction

The Wireless Vibration Detector adopts the theory of vibration, touch and motion mode. Once it detects any vibration, it will automatically send wireless signal to the control panel for alarm. It is widely used for window, door, drawer, safe and so on. Its vibrating sensitivity can be adjusted in three levels thus it can prevent false alarm effectively. Two pieces of AAA 1.5V LR03 batteries are included in the detector, which enables 12 months standby.

Product Overview



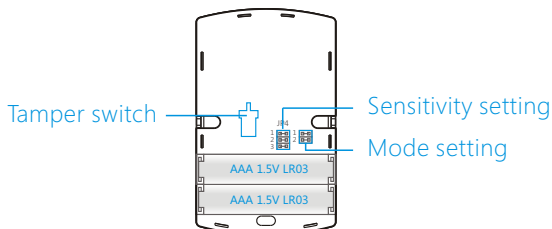
LED indicator

LED Indication

Flash once: Intrusion detected, sending wireless signal to the control panel.

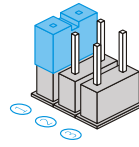
Flash once every 2 seconds: Low battery, please replace the battery immediately.

PCB Layout

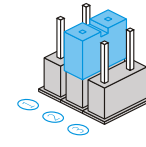


Sensitivity Setting

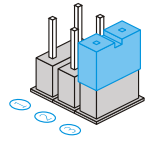
Take off the back case with screwdriver, and put the black jumper cap onto the jumper of required sensitivity level.



High sensitivity

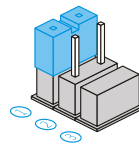


Medium Sensitivity

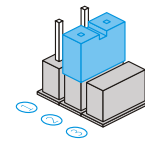


Low sensitivity

Mode Setting



Normal Zone



24-Hour Zone

Normal Zone: In armed or home mode state, the system will alarm immediately once the sensors in normal zone is triggered.

24-Hour Zone: The system will alarm immediately once the 24-hour zone detector is triggered. 24-hour zone setting is recommended for detectors such as smoke detector, gas detector, IR beam detectors which needs protection for 24 hours.

Connecting to the Control Panel

Make sure the control panel is under learning status, press the tamper switch or simulate an alarm case. When signal is received and one beep is heard, they are connected successfully.

Installation

1. Remove the insulating strip; the detector will enter working mode.
2. Clean the surface of object to be installed.
3. Fix the detector on the surface of the object with double-sided adhesive tape and make sure the antenna is upward.

Specifications

- Power Supply DC 3V (AAA 1.5V LR03x 2 PCS)
- Static Current $\leq 29 \mu\text{A}$
- Alarm Current $\leq 22.2 \text{ mA}$
- Transmitting Distance $\leq 100\text{m}$ (in open area)
- Radio Frequency 315 MHz/433.92MHz ($\pm 75\text{KHz}$)
- Housing Material ABS plastic
- Operation Condition
- Temperature $-10^{\circ}\text{C} \sim +55^{\circ}\text{C}$
- Relative Humidity $\leq 80\%$ (non-condensing)
- Detector Dimensions (L x W x H) 54X14.5X107mm

CHUANGO®

| | | | |
|------|-----------|------|-------------------------|
| 产品型号 | WD-80 | 部件名称 | 说明书 |
| 设计 | 林寿 | 材料 | 80克书写纸 |
| 印刷尺寸 | 210X285mm | 成品尺寸 | 52.5X95mm |
| 工艺 | 折页 | 版本 | Ver: WD-80-EN-1404-V1.1 |

注:
双色、双面印刷
角线折法，顺序为绿、蓝。保持产品名称在最上面